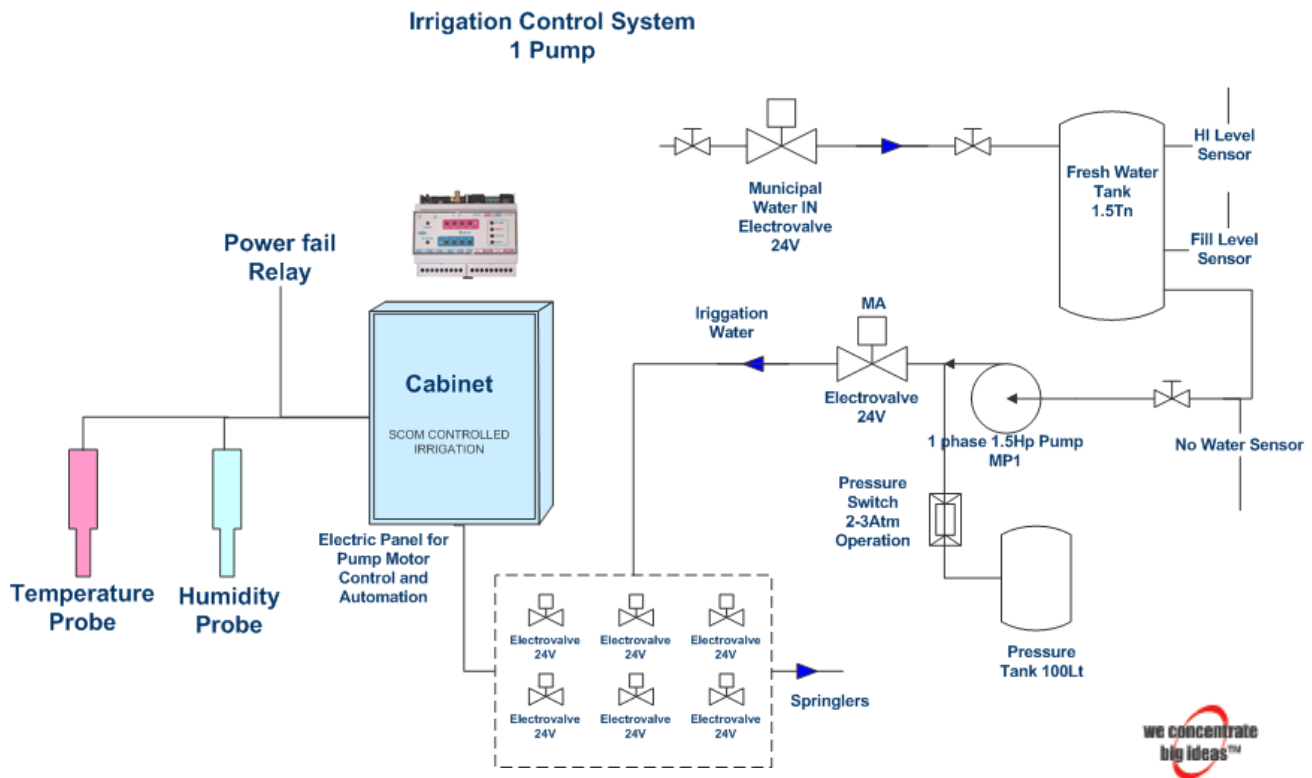


Application Note :
SCOM-100 Simple Irrigation System Control & Monitoring

SCOM-100 is a GSM SMS alarming and remote monitoring & control unit. It is a low cost expandable I/O unit that can fit a vast series of applications ranging from domestic to industrial. In order to use it all that is needed is a SIM card and a user with a mobile phone.



It is desired to setup and operate a simple irrigation system based on SCOM,

Measurements & Monitoring

- Measure temperature and receive alarms when limits are exceeded,
- Measure humidity and receive alarms for exceeding limits,
- Receive alarms whenever there is an automation related problem,
- Receive alarms whenever there is a power failure,
- Receive notifications when the system operated,
- Receive notifications that the system has failed to operate.

Security

- Receive alarms whenever the pumping station door opens without a key,

Control

- Issue remote commands to configure seasonable irrigation schedules,
- Issue remote control commands to start the irrigation system on demand,
- Issue remote control commands to postpone an irrigation schedule,
- Issue remote control commands to reset the system,
- Issue remote commands to configure setpoints and limits.
- Issue remote control commands to monitor current measurements and system status.

Elements needed to set up such a system.

An SCOM-100



A 12V DC power supply to power the SCOM
A GSM antenna to attach on the SCOM
A GSM SIM card to insert in the SCOM unit
A small plastic electric panel-cabinet to mount all the elements.
A temperature probe (typically an AD592)
A humidity probe (typically a 5-95% 4-20mA).
A typical magnetic door contact to attach on a digital input of SCOM
A power loss detection relay to be attached at a digital input to monitor power failures.
A series of relays to monitor pump thermal/magnetic protection switch, power asymmetry, no water conditions, water level, etc. These relay contacts should be connected to appropriate SCOM digital inputs.

Additionally appropriate switches, relays and contacts can allow the user to configure the system for time scheduled lighting control and swimming pool monitoring & control.

Functionality offered,

SCOM offers advanced features to create and manage daily and weekly schedules. A user can create seasonable schedules and remotely decide on which will be used from now on.

If the temperature rises above 30oC an SMS alarm will be issued to a list of recipients which can decide and decide on,

- 1) Increase the irrigation schedule,
- 2) monitor the temperature and decide to issue remotely an immediate irrigation schedule,
- 3) Change the schedule by attaching and detaching an auxiliary schedule.

Similarly for humidity,

- 1) high levels which mean that it has rained can immediately restrict irrigation schedules to take affect,
- 2) potential water leakage in the pump room can also be immediately alerted.

Fire

- 1) Remotely instruct the irrigation system to start in case of a nearby fire.

Power & automation management

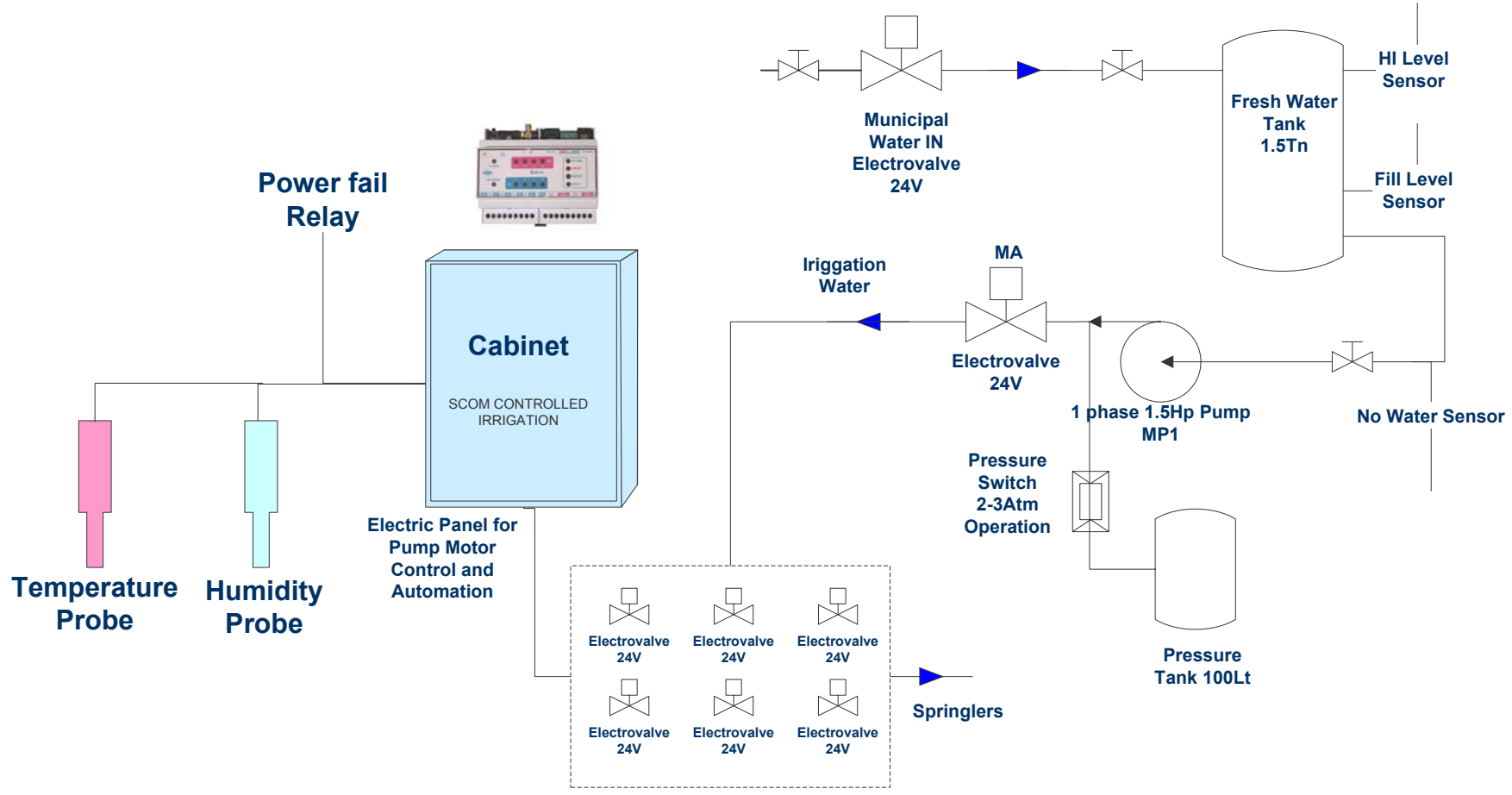
- 1) Receive an alarm via SMS when there is a power failure,
- 2) Remotely start a power generator,
- 3) Remotely reset thermal/magnetic switches of pump motors,
- 4) Remotely issue commands to fill water tanks,
- 5) Remotely reset the system,
- 6) Automatically control irrigation electro valves,
- 7) Extend the SCOM unit with an AI extension unit and also measure the quality of power eg. Voltage, current, frequency.

Advanced Functionality

- 1) Automatically engage and disengage the irrigation system during change of seasons or high rain seasons,
- 2) Monitor online the system from everywhere
- 3) Issue remote commands to configure the entire system from a mobile phone

Note: A single SCOM-100 unit which has by default 2 analogue inputs, 4 digital inputs, and 4 relay digital outputs can manage all the above. The SCOM-100 can be extended for more digital inputs and outputs, more analogue sensors using extension units.

Irrigation Control System 1 Pump




SCOM-100
IRRIGATION SYSTEM CONTROL & ALARMING

SIZE A4	FSCM NO	DWG NO 1	REV 8/07
------------	---------	-------------	-------------

SCALE 1 : 1	SHEET 1 OF 1
----------------	-----------------

Get remote control into your hands!



SCOM-100

Main unit

Power supply: 12/24 VDC, 30mA to 0.25 A max (all DO on)
 Wireless modem: Quad Band GSM (850/900/1800/1900MHz)
 Digital inputs: 4, 12V, 0.2 Hz, expandable to 36 (8 GE-DIO-42 modules)
 Analog inputs: 2, AI1: 0-10V, 0-1V, AD592 Temperature sensors, AI2: 0-20/4-20mA, expandable to 18 (4 GE-AI-4 modules)
 Indications: LED, I/O & control states
 Serial interface: RS232C, up to 921 kBit/s
 Dimensions: 106 x 90 x 58 mm
 Command set: Over 60 ASCII SMS commands for system configuration, alarm settings and remote control

Up to 8 DI/O and 4 AI/O extensions can be connected on a bus with the main SCOM-100 device.

The total of I/Os can be, DI:36 DO:20 AI:18



Digital I/O expansion unit GE-DIO-42

Power supply: 12/24 VDC, 0.1 A
 Digital inputs: 4, 0.2 Hz, Pull
 Digital outputs: 2, relay 250V/10A (AC1)
 Indications: LED, I/O & control states
 Dimensions: 53 x 90 x 58 mm



Analog input expansion unit GE-AI-4

Power supply: 12-30 VDC, 50 mA
 Analog inputs: 4 diff., 0-1V, 0-20/4-20mA, PT100
 Excitation: 1mA const. current source (4 PT100 sensors)
 Resolution: 12 bit
 Indications: LED, Alarm High/Low & control
 Dimensions: 53 x 90 x 58 mm



SCOM-100 PRODUCT RANGE

SIZE	FSCM NO	DWG NO	REV
A4		1	8/07
SCALE	1 : 1	SHE ET	1 OF 1